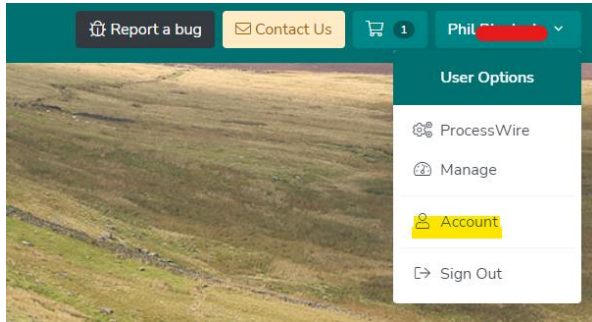




How to Link Your Strava Account to your Lakeland Trails Account

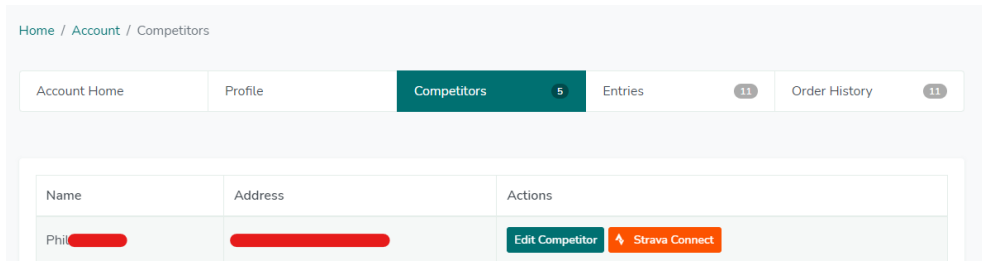
First of all, **ensure you are logged out of the Strava website** before logging in to the Lakeland Trails Entry System from [THIS LINK](#).

Next, select 'Account' from the Menu

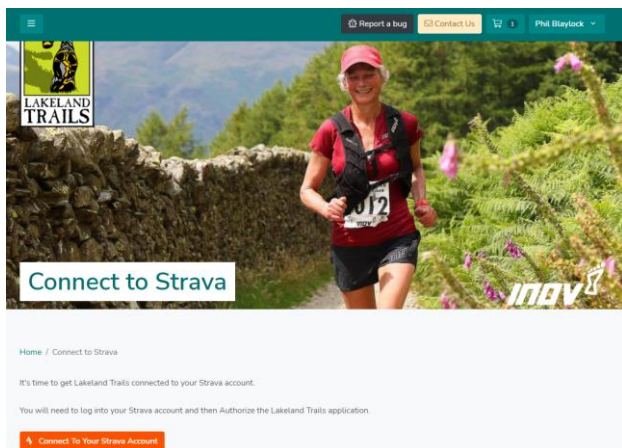


and then select the relevant competitor (if you have more than one).

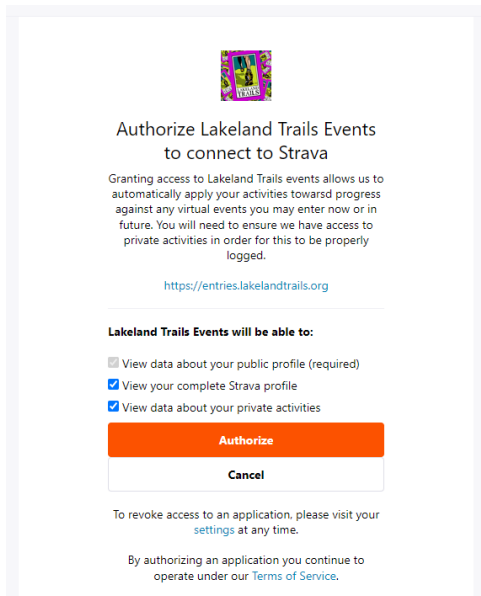
You'll be met with the screen below where you need to click on 'Strava Connect'



And then 'Connect to Your Strava Account' on the next screen.



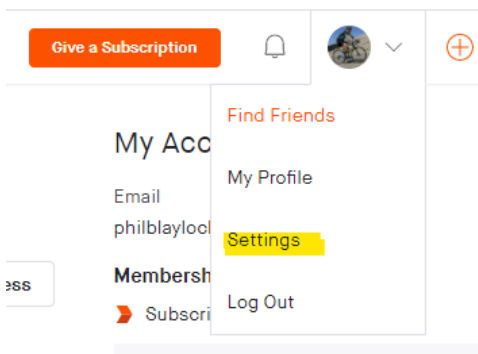
Once you've logged into Strava, you can decide if you want to exclude any private activities



You'll then see the confirmation screen from Strava. If you have any other competitors to synchronise from your account, simply repeat the process, remembering to logout of Strava first.

What if I've Already Linked My Account for a Previous Virtual Lakeland Trail?

If you have previously synced to Strava, it won't be necessary to repeat the process. If you want to check on Strava that you're still synced, you can do it online from the Settings Menu



and looking at 'My Apps'

My Apps

Partner Integrations

My Badges

My API Application

Zwift
Zwift is the fitness platform that transforms monotonous indoor cycling and running workouts into a fun, social and rewarding experience.
[Visit Website](#) [Revoke Access](#)

Garmin Connect
Garmin and Strava have partnered to deliver athletes a perfect union between the Strava app, the Garmin app and your favorite compatible Garmin device. You can publish your activities to Strava, see started segments in real time on your device, send routes to your device, and even share your Garmin LiveTrack to Beacon.
[Visit Website](#) [Revoke Access](#)

Wahoo SYSTM
The world's best videos for indoor cycling. Featuring the world's best races, we have climbing, endurance, sprinting and race simulation workouts.
[Visit Website](#) [Revoke Access](#)

Connect IQ Routes Export
Route export to Garmin device.
[Visit Website](#) [Revoke Access](#)

Lakeland Trails Entry Dev
Lakeland Trails Event Entry
[Visit Website](#) [Revoke Access](#)

Lakeland Trails Events
Granting access to Lakeland Trails events allows us to automatically apply your activities toward progress against any virtual events you may enter now or in future. You will need to ensure we have access to private activities in order for this to be properly logged.
[Revoke Access](#)

What if I Unlinked Strava From My Lakeland Trails Account?

If you Unlinked your Strava account, it will still show as being linked in the Entry System so you'll need to unlink it first from [THIS LINK](#) before starting the linking process.

Strava Authentication

Home / Strava Authentication

You have authorised the Strava account belonging to the competitor Phi [redacted]. If this looks correct, you're all set and we'll sync your data during the event.

If you are sharing a computer with someone and have connected the wrong Strava account to this competitor, follow these steps:

1. Open Strava in a new browser window
2. Log into the correct Strava account that you're trying to link to this competitor
3. Click the Unlink Strava Account button below and you can re-link the correct account

[Unlink](#)

If you would like to stop your Strava account syncing with the Lakeland Trails entry system you can do this via your Strava profile, however we will not be able to synchronise any activities for virtual events.